

2017-2018

	3
	4
	4
	4
1.	5
2.	5
	6
	6
	6
	8
	8
	8
1.	

2.

..... 19

..... 20

..... 20

..... 20

..... 21

..... 22

..... 22

..... 22

..... 22

..... 22

..... 20..... 22

2017-2018

	1958	9			
4300					
			10317	10552	56.46
	24.44			4.31	10007.86
	816		550	78	149
26	394		14	39	
2		3			
	TRIZ				
	2017	11			

--

TRIZ

100

1. :
2. :
- 3.
4. :
- 5.
- 6.
- 7.
- 8.
- 9.
- 10.

1.

+ +

2016

2017

2016

2.

22

1950

7

68

19

+ + +

39

6 15.38% 6 15.38% 7 17.95% 2 5.13%
1 2.56% 3 7.69% 4 10.26%
1 2.56% 9 23.09% 1
2 4
7
1
6
6
3
9

1

1

1					
2					
3					

4					
5					
6					
7					
8					
9					
10					
11					
12					
13					
14					
15					
16					
17					
18					
19					
20					
21					
22					

23

31					
32					
33					
34					
35					
36					
37					
38					
39					

1065 10233 64 20
 1 10317 10552
 99.19% 2

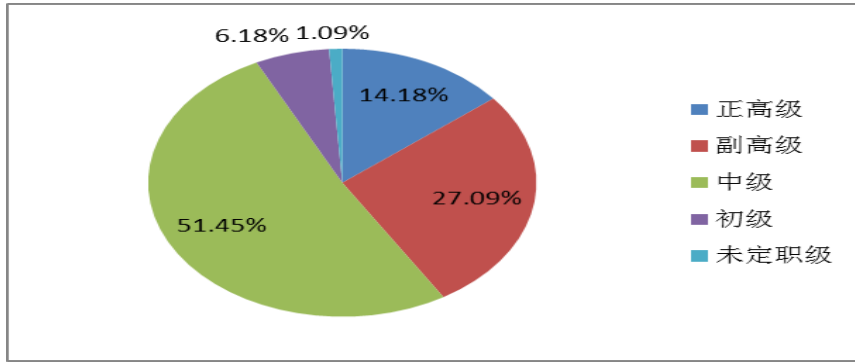
2

10233	64	20	1065	1

1.

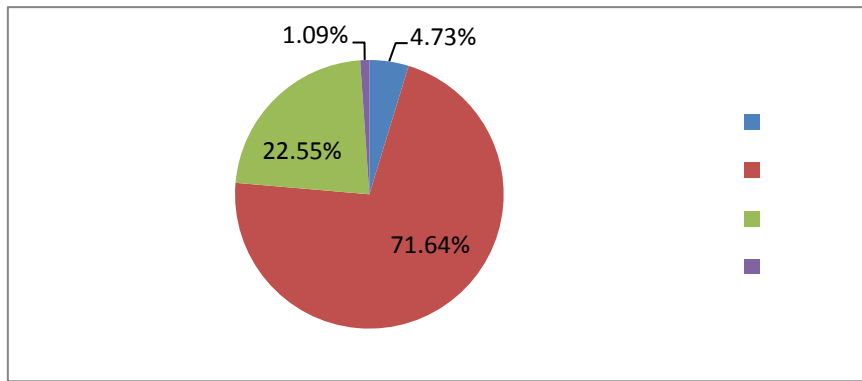
10552 550 86 593
 17.79:1

	78	14.18%	149	27.09%
283	51.45%	34	6.18%	6
1.09%	41.27%		2017	5.52%
172	31.27%			



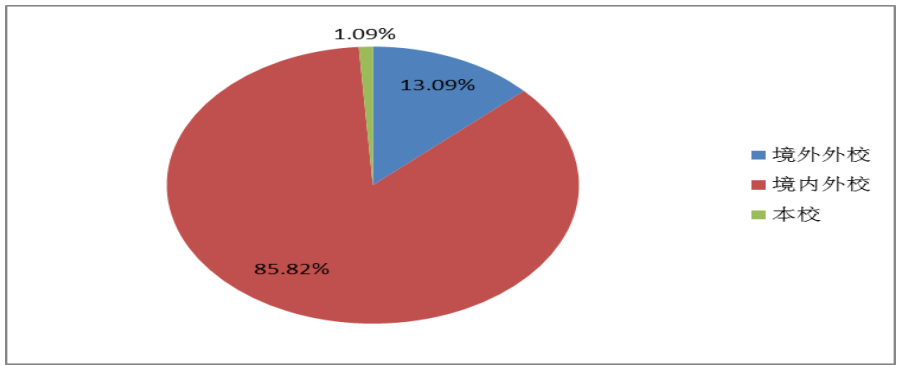
1

	26	4.73%	394	1.08%
71.64%	124	22.55%	6	
	76.36%			



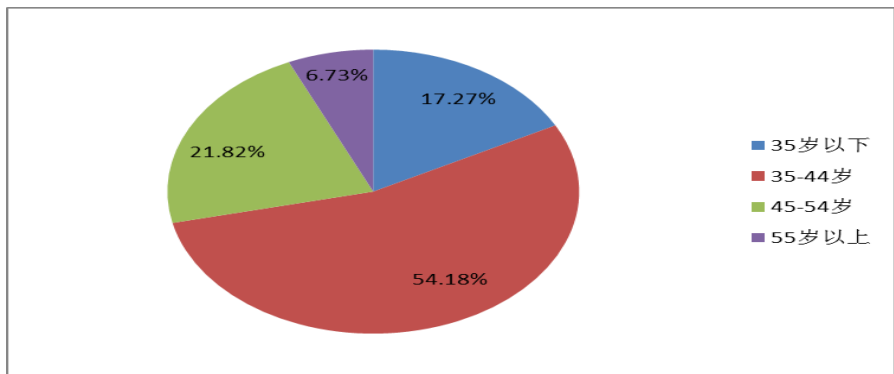
2

	72	13.09%	472	1.09%
85.82%	6			



3

298 35 95 , 17.27% 35 44
 54.18% 45 54 120 21.82% 55
 37 6.73%



4

2017 306 7
 5 7 56
 42 168 21 3
 :3

306	7	5	7	56	42	168	21

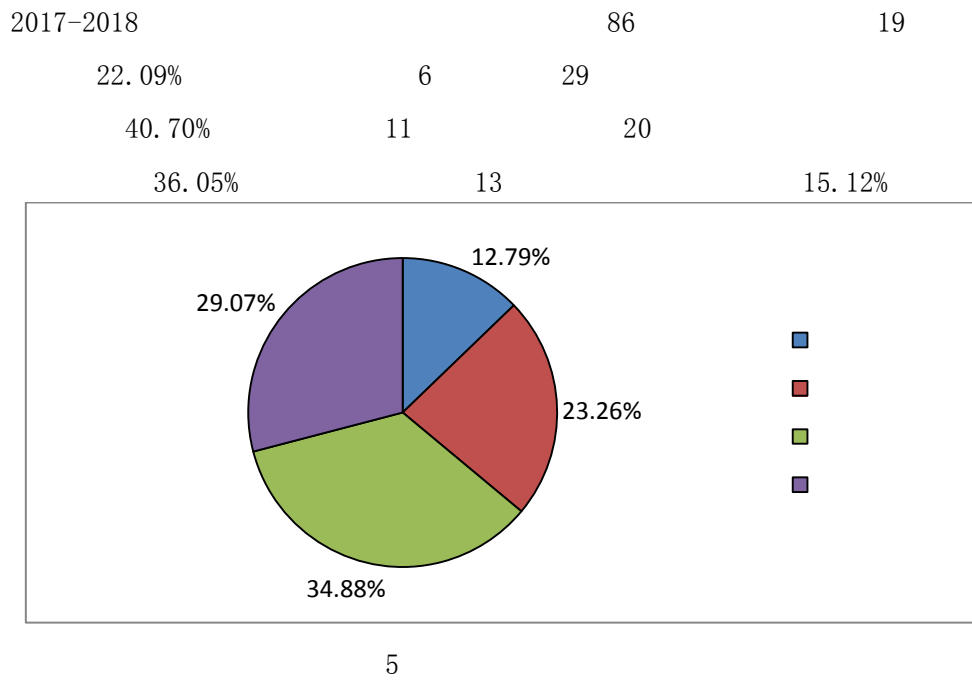
2016

4

:4

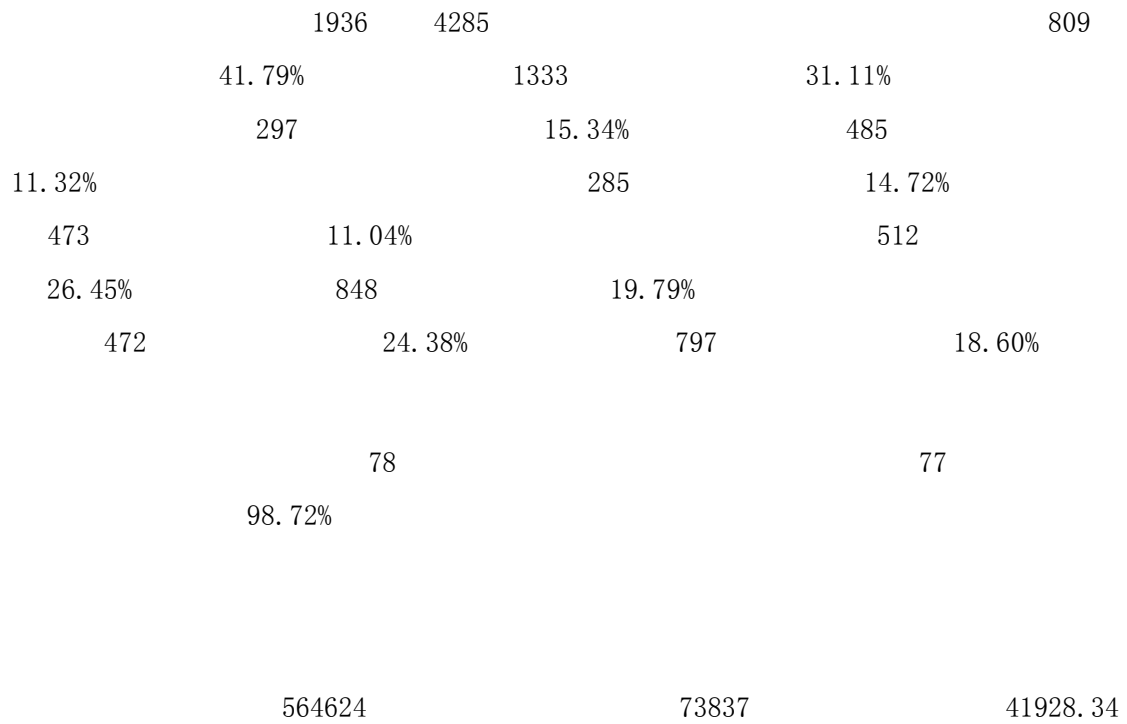
		CSSCI	EI	CPCI			
	10	6	3	18	20	2	28
							81

2.



3.

①



1.

244420 148228.81
 82635.63 11542.63 31341.64
 1107.41 4312 3143.75 9142
 1698 66411.05 14.37 /
 6.44 / 3.04 5
 5 (/)

82635.63	11542.63	31341.64	1107.41	4312	3143.75	14145.75	14.37	3.04

2.

846900 48804 , 6371445
 869 80.26
 15 1 16
 1303975 56185 5317054
 80
 90 110
 ,

6

6

846900	80.26	48804	4.63	6371445	869

3.

2018 9 30 4.31 10007.86
 9484.33 1009.28
 11.22% 7

	10		MB
	Mbps	Mbps)
	20000	2400	4181

2018 3

2

1

3

10

1.

2017

2.

TRIZ

52 2017

2017 2018 1936 1782 92.05%
 891 891 154
 7.95% 30 124 11
 11 2017-2018

	1.			2.		
2017-2018	1936	1782	154	4285	3196	1089

3.

2017-2018

25

4.

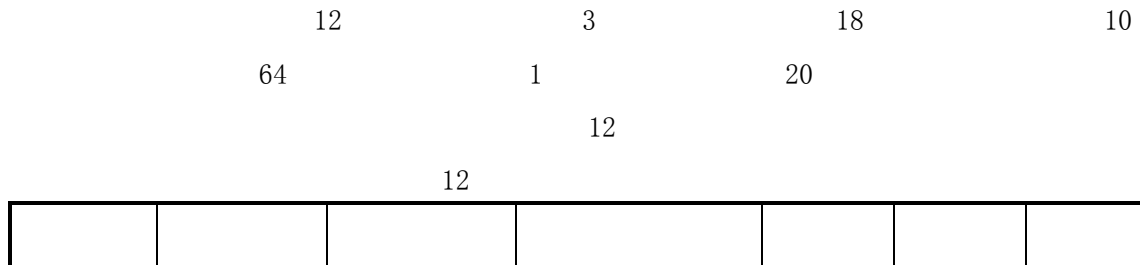
2017 2018

35

2797

65.27%

3.



14

14

	16	16.96%	28.69%	23.13%
	12	18.42%	24.01%	22.02%
	11	13.35%	25.38%	20.45%
	39	13.35%	28.69%	22.04%

173

5

1.

2

231

146713

3.04

90%

2.

173

94

79

2001

3. ()

2018 2509
 2114 84.26% 50%
 332 7.56
)

1.

TRIZ
 3
 TRIZ SYB
 13
 400 +
 40 160
 360

2.

B
 34.83 2018 + 1603
 400 67
 1 3
 + 1 12
 +
 50 42
 -

300

+

20

834

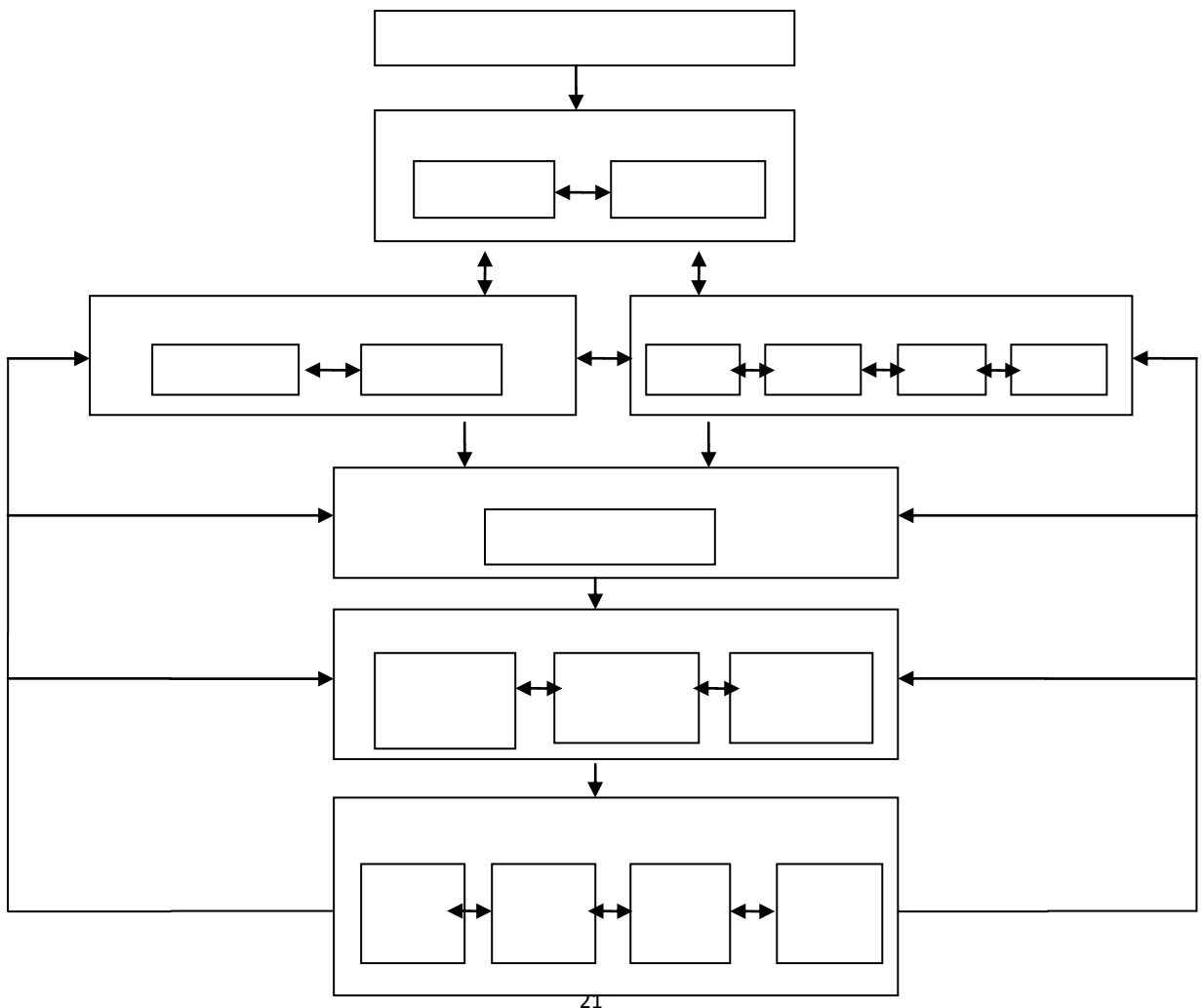
--

2018

9

13

50



99.55% 0.45% 98.00 %
100% 29.42% 60.97% 9.61%
6.40% 100% 54.10% 39.50%

2 2017 13 2018
7

120 97 82 200

30

1230.99

91

18.84

70%

28

7

3

2018

2534

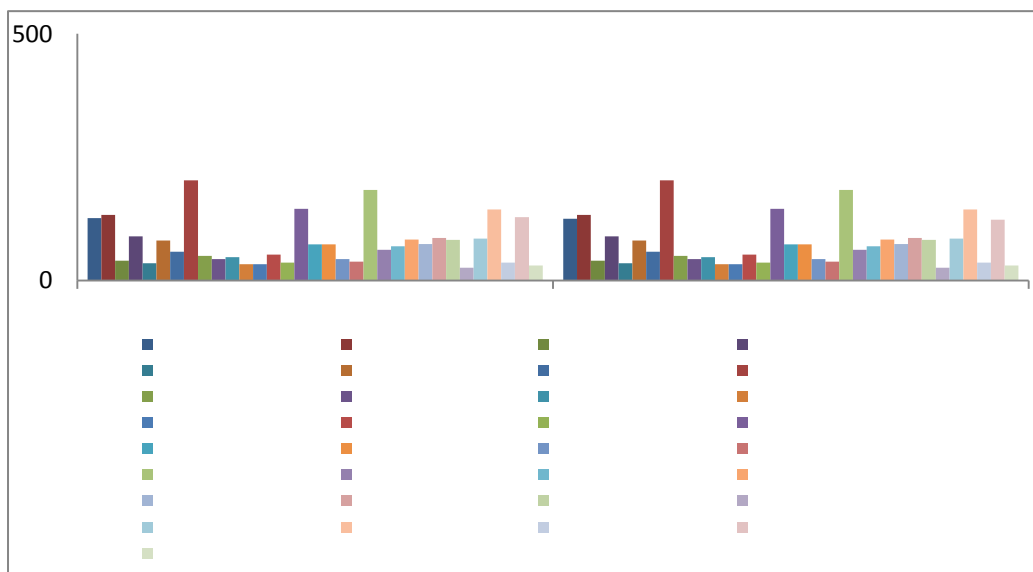
2519

99.41%

2513

99.17%

6



6 2018

2017 2018 8762 42
891 6573 85.67%

6+1

80

386


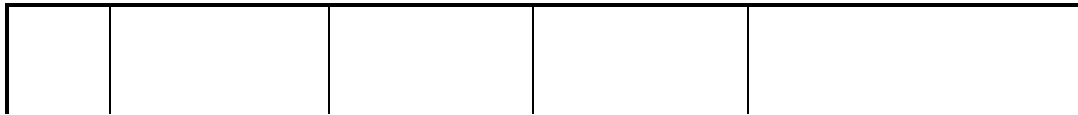
133

253

8.18

15

15



2018

2 1 3

3.25 5.25 6000

20 2855 2855 2017

2773 82 2689 20

166 2018 1520 400

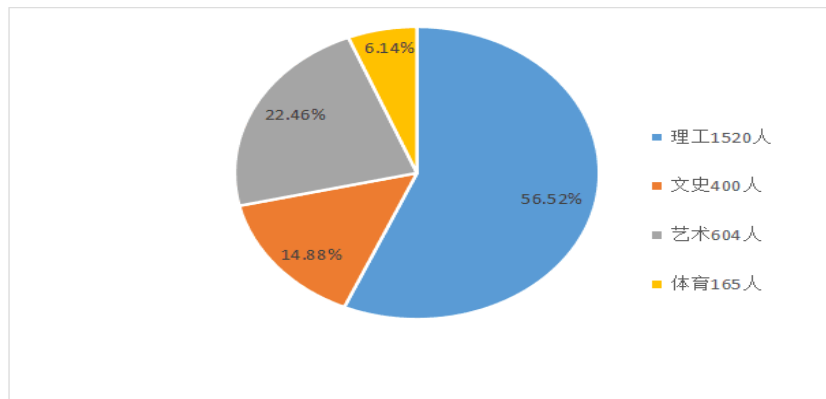
604 165 2017 43 2.91%

3 0.74% 2018

698 24.45% 30

41 23 A 32

19 B 20 1 7

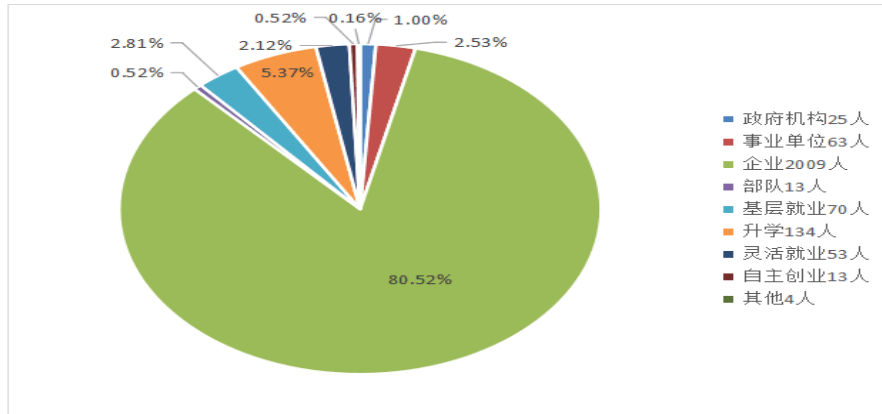


7: 2018

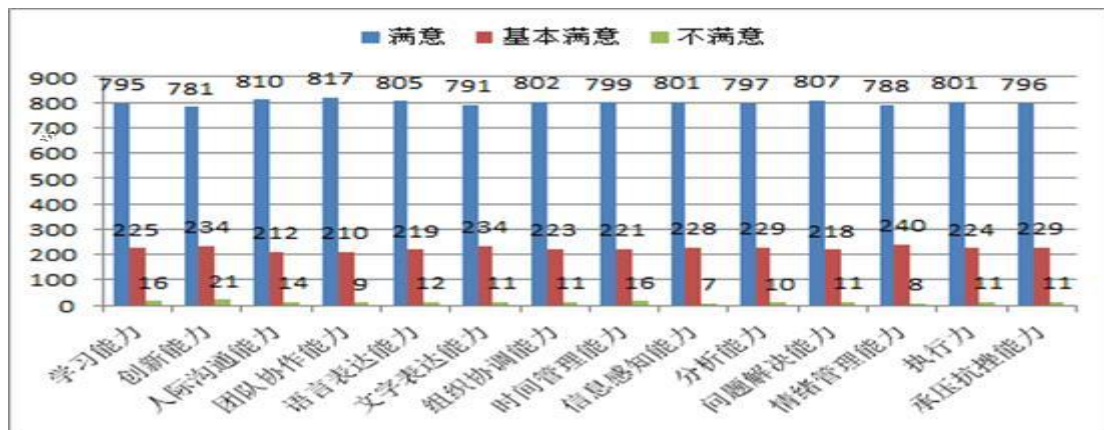
2018 2495 2018 8 31 95.55%

25 1% 63

2.53%	2009	80.52%	13	0.52%
70		2.81%	53	2.12%
134		5.37%	13	0.52%
4		0.16%		



8: 2018



9: 2018

- 1.
- 2.
- 3.
- 4.

1.

2017 11

2.

3.

1.

2.

3.

40